


PUMI®

25-4.67 S / CS / Q

Truck-mounted concrete pump with mixer



		*1	*2	*3
Different dimensions for pump type	S	9750	2600	1300
	CS	9460	2310	1370
	Q	9400	2250	1350

Note: Standard version. Subject to technical modifications and errors.

Dimensions in mm, for example MB-Arocs and PUMI S. Dimensions depending on the vehicle and pump type (see adjacent table) . Pictures contain optional equipments.

Technical data

Boom TMM 25-4			
Number of arms			4
Reach height	m		24.5
Horizontal reach	gross	m	20.0
	net	m	17.3
Reach depth max.	m		13.6
Unfolding height	m		5.5
End hose length	m		3
Folding system			Z fold (Z)
Delivery line			DN 125 – 5.5

Truck mixer 7 cbm		
Nominal capacity	m³	7
Filling ratio	%	60
Drum speed	U/min	1 – 14
Water tank	l	630

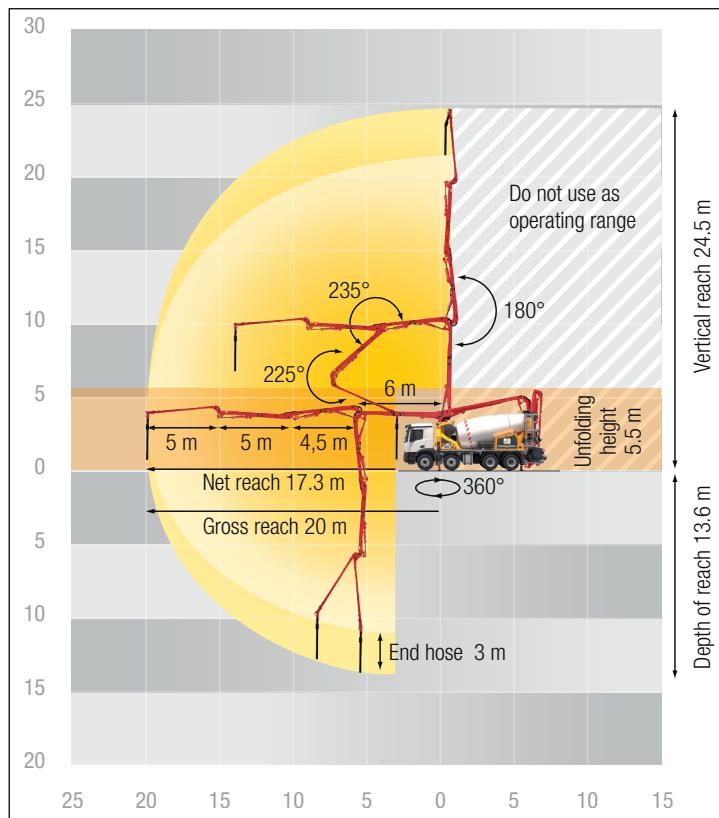
System S		
Delivery cylinder	Ø mm	230
Stroke	mm	1000
Standard: Drive piston side		
Output	m³/h	70
Delivery pressure	bar	75
Strokes	1/min.	28
Optional: Drive rod side		
Output	m³/h	92
Delivery pressure	bar	51
Strokes	1/min.	37

System CS transfer tube		
Output	m³/h	56
Delivery pressure	bar	57
Delivery cylinder	Ø mm	230
Stroke	mm	700

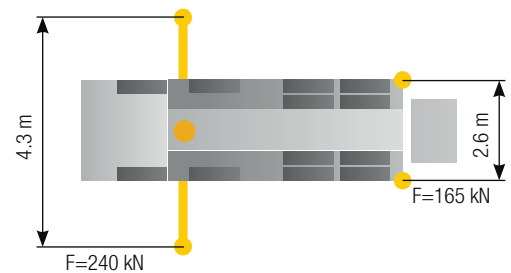
System rotor pump		
Output	m³/h	58
Delivery pressure	bar	25
Pump hose	Ø mm	125

Maximum outputs of 92 m³/h and maximum concrete pressures of 75 bar may be achieved, depending on the equipment of the machine.
It is not possible to achieve maximum outputs and maximum concrete pressures simultaneously.
All data maximum theoretical.

Reach information diagram



Support



Delivery scope Standard Line

Agitator active while driving on jobsite	EMC (Ergonic Mixer Control)	Second manhole opening with additional mixer drum adjustment
Agitator rotation automatic, dep. on pump direction	EOC 2.0 (Ergonic Output Control)	Setup frame, screwed
Agitator safety switch off automatically (RSA), RFID controlled	EPS (Ergonic Pump System)	Stowage space, lockable
Agitator, controllable via remote control or local	ESC (Ergonic Setup System)	Support cradle switch RFID controlled
Alarm unit: boom not in boom cradle	ESC full support system	Support plates (4x), in 2 magazines
CAN-Bus System	End hose 3m DN125	Tool set incl. standard equipment
Cardan shaft, maintenance-free	Hinged elbow with cleaning port (PUMI S only)	Towing eye
Central lubrication hopper, electrically (PUMI S + CS only)	Hopper cover, rubber	User manual / spare part list certified (1x Docu box, 1x CD-ROM)
Central lubrication point, manually (PUMI Q only)	Hopper grid	Wash-out port lid with locked slide pin (PUMI S + CS only)
Chute adjustment el.-hydraulic	Hydraulic hose for replacement in hose pack	Water supply for small quantities on hopper (1/2")
Chute slewable, steel	License plate lighting, LED	Water supply mixer drum, controllable via remote control or local
Cleaning hose 8m+2m incl. bracket and nozzle	Mixer discharge automatically, level indicator controlled	Water tank 630 l, pressure tank
Concrete hopper with agitator	Mixer drum with 4 end spiral metal sheets	Wear plates for filling and discharge hopper and slewable chute
Connection for water tank filling, both-sided	Paintwork Putzmeister Standard	
Connections for hydraulic emergency supply (boom)	Platform for cleaning with drop guard	
Delivery cylinder, chrome-plated (PUMI S + CS only)	Pressure Connection with cleaning port (PUMI CS only)	
Delivery piston "Longlife"	Radio remote control with display	
Diagnose interface	Second drip ring on mixer drum	

See quotation for exact serial delivery scope.
Comprehensive range of options available on request.