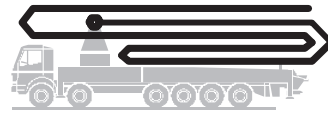


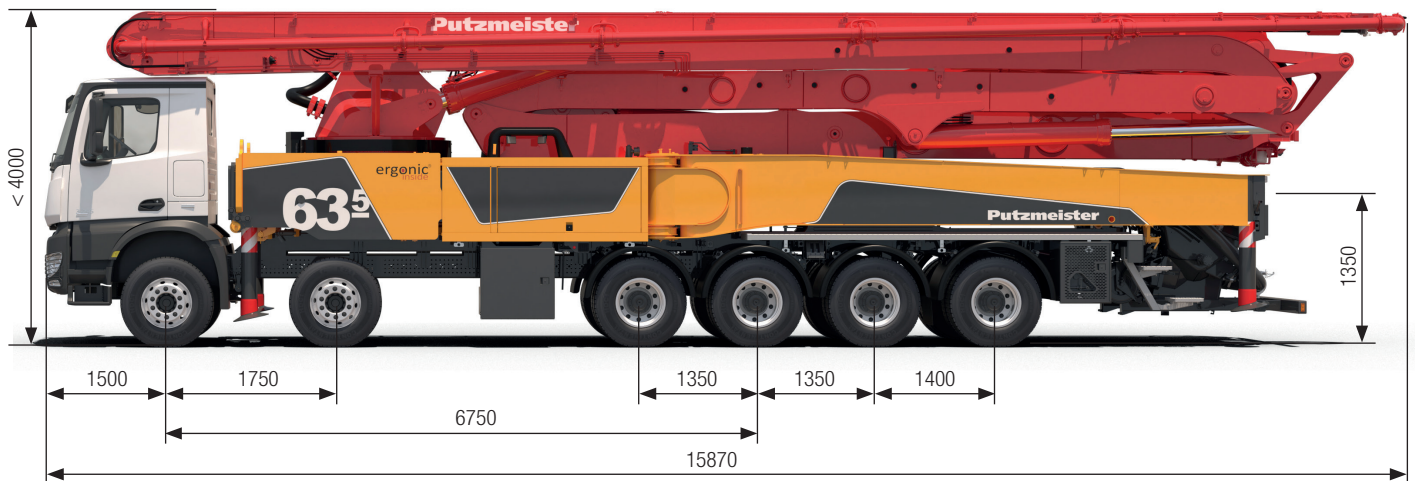
Truck-mounted concrete pump

BSF 63-5.16 H

Output up to 190 m³/h
Delivery pressure up to 130 bar*



.16 H LS
.17 i LS
.19 i LS



Note: Serial version. Dimensions and weights depend on truck, pump model and equipment.
Dimensions in mm, MB-Arocs 6553 12x4 R6750 E6 as example
For illustration only.

Technical data

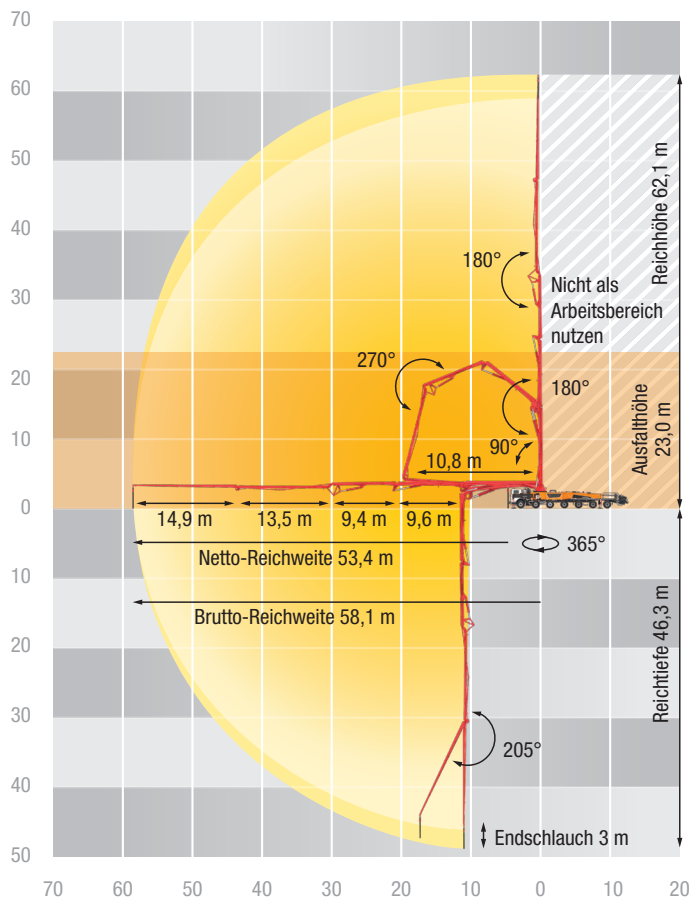
Boom M63		
Sections		5
Reach height	m	62.1
Horizontal reach	gross	m 58.1
	net	m 53.4
Reach depth max.	m	46.3
Unfolding height	m	23.0
End hose length	m	3
Folding system		RZ
Delivery line		DN 125/117 ¹

Pump		BSF	.16 H	.16 H LS	.17 i LS	.19 i LS
Rod side	Output	m ³ /h	160	-	-	-
	Delivery pressure	bar	85	-	-	-
	Strokes	1/min.	31	-	-	-
Piston side	Output	m ³ /h	108	160	170	190
	Delivery pressure	bar	130	85	85	85
	Strokes	1/min.	21	26	26	30
	Delivery cylinder	Ø mm	230	250	250	250
	Stroke	mm	2100	2100	2100	2100

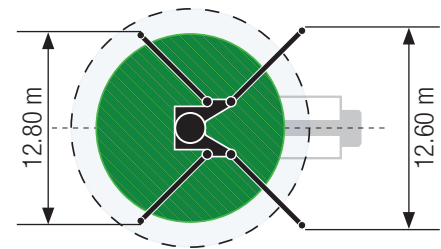
¹⁾ Section 1+2 DN 125, 3 to 5 DN117

*) Delivery line boom max. 85 bar.
All data maximum theoretical.

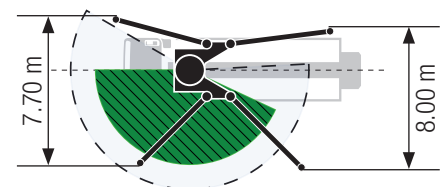
BSF 63-5 Reach information diagram, Support



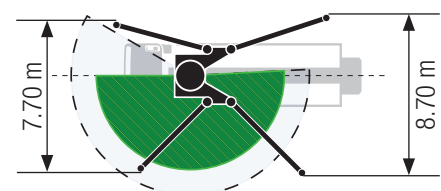
Standard



ESC



OSS



Support width based on center of support leg

Serial delivery scope

Agitator and water pump radio remote/on site controlled
Agitator safety switch off, with startup protection
Boom rest RFID-monitored
C pipe connection for filling water tank
CAN-BUS system
Cardan shaft maintenance free
Concrete hopper with agitator
Central lubrication boom, electrically
Central lubrication hopper, electrically
Connections for hydraulic emergency supply
Cooler on frame
Delivery cylinder chrome-plated
Diagnose interface
End hose 3.0 m
Ergonic Graphic Display (EGD-RC) on radio remote control
EPS - Ergonic Pump System
EOC - Ergonic Output Control
Flushing water pump 160 l/min 25 bar
Hard metal wear parts kit
Hinged elbow with cleaning port
Horn at the second lever, button yellow at hopper
Hose for cleaning 10 m incl. bracket and spray nozzle

Hydraulic hose for replacement in hose pack
Lockable stowing options
Operating manuals cert. (1 x paper, 1 x CD-ROM) spare part list
OSS one side support (assistance device for one side support), NOT for EEA
Painting: 3-coloured Putzmeister standard
Platform non-skid
Radio remote control proportional with colour display, usable with cable
S-transfer tube switch-over fast/slow
Safety labelling
Splash guard fixed
Steps left
Steps right
Storage box
Suction return filter
Support plates (4 x) in magazine (2 x) open
Swivel support plates
Tool set incl. standard equipment
Towing eye
Wash-out port lid with slide pin
Water tank 800 l
Welded hopper grill
Wheel chocks 2x

Equipment Standard Line (included in basic machine)

Air pressure connection rear
Delivery line DN125 2 Layer Proline
Delivery note box
Driver Kit I:
Connection Diesel tanks (only MB/MAN chassis)
Diesel tank in supp. leg rear right side
Dust indication of hydraulic oil filter
Hand rail at water tank, right hand side
LED lights control box and tool box
LED lights hopper
LED lights on control sections
LED lights pump/water box
LED rear and braking lights on boom
Light control system dependent on speed
Rubber collar on hopper

See quotation for exact serial delivery scope.
Comprehensive range of options available on request.